HOW TO CHOOSE A ROOF WINDOW

1 FIND OUT YOUR ROOF PITCH

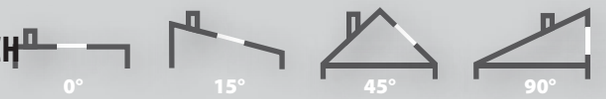

? DID YOU KNOW?
The glass area shouldbe at least 15-20% of the total floor area for maximum results.

It is important to understand what pitch your roof is.
This will determine which window and flashing kit is most appropriate for your project.
If you're not sure what your roof pitch is, we would suggest contacting your builder.

2 CHOOSE YOUR STYLE

Depending on your roof pitch, you may decide a pitched roof window or a flat roof window is the best option. For a pitched roof, you may want our best-selling centre pivot roof window and as for a flat roof, the domed option might be a preference.

3 CHOOSE YOUR FINISH

We offer 4 standard internal finishes; these are Natural Pine, White Acrylic, White Polyurethane and White UPVC. Natural Pine and White Acrylic are our most popular but if you are installing the window into a kitchen or bathroom, the White Polyurethane and White UPVC are designed to withstand high humidity.

4 DO YOU LIVE IN A CONSERVATION AREA?

We offer conservation windows that are suitable for properties in a conservation area. If you are unsure, and your builder and/or architect isn't sure either, your local planning authority will advise.

5 MANUAL OR ELECTRIC?

Electric roof windows are perfect for those hard to reach places – equipped with a rain sensor that automatically closes as soon as it begins to rain.

6 CHOOSE YOUR GLAZING



FAKRO can supply specialist glazing for any project. The most popular glazings are:

P2 - Double glazed, toughened outer pane
P5 - Triple glazed, anti-burglary
U6 - Triple glazed, high energy-efficient
U8 - Quadruple glazed, Passivhaus certified

HOW TO CHOOSE A FLASHING KIT

Depths explained
N - Elevated flashing kit (+3cm)
V - Standard depth flashing kit
J - Recessed flashing kit (-3cm)

STANDARD FLASHING

Type of roofing material		Roof pitch	Fitting depth		Flashing
	Roof coverings such as: - roofing felt - bitumen - flat sheet metal Suitable for roof coverings up to 10mm (2x5mm)	+ 15° – 90° + 20° – 90°	V(0) J(–3 cm)	= ES	
	Roof coverings such as: - bitumen - slate Suitable for roof coverings up to 0mm (2x5mm)	+ 15° – 90° 20° – 90°	V(0) J(–3 cm)	= EL	
	Plain Tile roof coverings non-interlocking (Peg Tiles) Suitable for roof coverings up to 36mm (2x18mm)	+ 25° – 90°	V(0) J(–3 cm)	= EP	
	Profiled roof coverings such as: - roof tiles - corrugated metal sheeting Suitable for roof coverings up to 45mm	+ 20° – 90°	J (–3 cm)	= EZ	
	High profile roof coverings such as: - roof tiles - corrugated metalsheets Suitablefor roofcoverings up to 90mm	+ 15° – 90°	V(0)	= EH	

LOW PITCH FLASHINGS

Type of roofing material		Roof pitch		Flashing
	Roof coverings such as: - roofing felt - bitumen - corrugated metal sheeting Suitable for roof coverings up to 10mm	+ 10° – 75°		
	Profiled roof coverings such as: - roof tiles - corrugated metal sheeting Suitable for roof coverings up to 45mm	+ 10° – 75°	= E_A	
	High-profile roof coverings such as: - roof tiles - corrugated metal sheeting Suitable for roof coverings up to 90mm	+ 10° – 75°		

OTHER FLASHINGS

Type of roofing material		Roof pitch	Fitting depth		Flashing
	High-profile roof coverings such as: - roof tiles - corrugated metal sheeting Suitable for roof coverings up to 90mm	+ 15° – 90° + 15° – 90°	V (0) N(+3 cm)	= EH_-AT Thermo	
	Roof coverings such as: - flat sheet metal - standing seam zinc etc	+ 15° – 90° + 20° – 90°	V(0) J (–3 cm)	= EE	
	Roof coverings such as: -prefabricated standing seam	+ 15° – 90° + 20° – 90°	V(0) J (–3 cm)	= EB	